

Features

- Coordinates with transitional-style KOHLER® faucets and showering components.

Material

- Premium metal construction for durability and reliability.
- KOHLER finishes resist corrosion and tarnishing.

Installation

- Installation hardware included.

Recommended Products/Accessories

- K-31508-TA hand towel with Tatami weave, 18" x 30"
- K-31508-TE hand towel with Terry weave, 18" x 30"
- K-31508-TX hand towel with Textured weave, 18" x 30"
- K-23729 Stainless steel cleaner



Codes/Standards





None Applicable

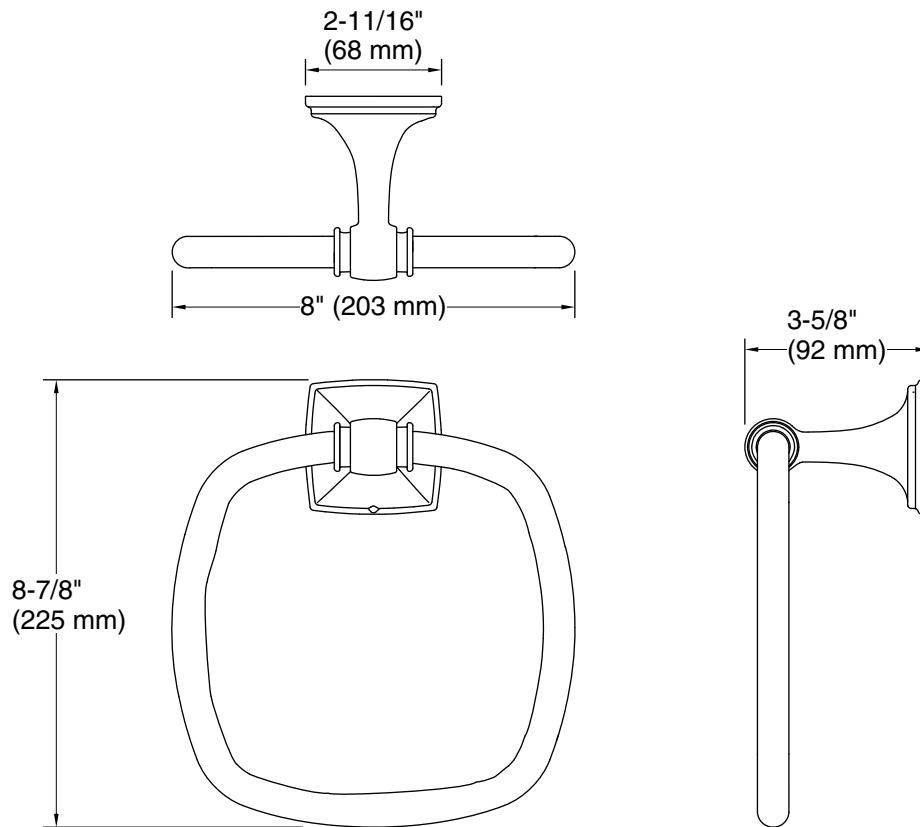
KOHLER® One-Year Limited Warranty

See website for detailed warranty information.

Available Colors/Finishes

Color tiles intended for reference only.

Color	Code	Description
	CP	Polished Chrome
	BN	Vibrant® Brushed Nickel
	2BZ	Oil-Rubbed Bronze
	2MB	Vibrant® Brushed Moderne Brass



Technical Information

All product dimensions are nominal.

Installation Type: Wall-mount

Material: Zinc, Stainless Steel

Notes

Install this product according to the installation instructions.

CAUTION: Risk of personal injury. Do not install these products in any area where they are likely to be used inadvertently as a grab bar or support bar. These products are not designed or intended for use as a grab bar or support bar.